

## Compact directed percolation with movable partial reflectors

This article has been downloaded from IOPscience. Please scroll down to see the full text article.

2002 J. Phys. A: Math. Gen. 35 7983

(<http://iopscience.iop.org/0305-4470/35/38/302>)

View [the table of contents for this issue](#), or go to the [journal homepage](#) for more

Download details:

IP Address: 171.66.16.109

The article was downloaded on 02/06/2010 at 10:31

Please note that [terms and conditions apply](#).

# Compact directed percolation with movable partial reflectors

Ronald Dickman<sup>1</sup> and Daniel ben-Avraham<sup>2</sup>

<sup>1</sup> Departamento de Física, ICEx, Universidade Federal de Minas Gerais, Caixa Postal 702, 30161-970 Belo Horizonte–MG, Brazil

<sup>2</sup> Physics Department and Center for Statistical Physics (CISP), Clarkson University, Potsdam, NY 13699-5820, USA

E-mail: dickman@cedro.fisica.ufmg.br and benavraham@clarkson.edu

Received 8 July 2002

Published 12 September 2002

Online at [stacks.iop.org/JPhysA/35/7983](http://stacks.iop.org/JPhysA/35/7983)

## Abstract

We study a version of compact directed percolation (CDP) in one dimension in which occupation of a site for the first time requires that a ‘mine’ or an antiparticle be eliminated. This process is analogous to the variant of directed percolation with a long-time memory, proposed by Grassberger *et al* (1997 *Phys. Rev. E* **55** 2488) in order to understand spreading at a critical point involving an infinite number of absorbing configurations. The problem is equivalent to that of a pair of random walkers in the presence of movable partial reflectors. The walkers, which are unbiased, start one lattice spacing apart and annihilate on their first contact. Each time one of the walkers tries to visit a new site, it is reflected (with probability  $r$ ) back to its previous position, while the reflector is simultaneously pushed one step away from the walker. Iteration of the discrete-time evolution equation for the probability distribution yields the survival probability  $S(t)$ . We find that  $S(t) \sim t^{-\delta}$ , with  $\delta$  varying continuously between 1/2 and 1.160 as the reflection probability varies between 0 and 1.

PACS numbers: 05.40.Fb, 02.50.Ga, 02.50.Ey

## 1. Introduction

Models that can become trapped in one of an infinite number of absorbing configurations (INAC) exhibit unusual spreading dynamics at their critical point. The most intensively studied model of this kind is the pair contact process (PCP) [1, 2]. INAC appear to be particularly relevant to the transition to spatio-temporal chaos, as shown in a recent study of a coupled-map lattice with ‘laminar’ and ‘turbulent’ states, which revealed continuously variable spreading exponents [3].

Anomalies in critical spreading for INAC (such as continuously variable critical exponents) have been traced to a long memory in the dynamics of the order parameter,  $\rho$ , arising from a coupling to an auxiliary field that remains frozen in regions where  $\rho = 0$  [4, 5]. Grassberger, Chaté and Rousseau (GCR) [6] proposed that spreading in models with INAC could be understood more easily by studying a model with a *unique* absorbing configuration, but with a long memory of its initial preparation.

The GCR model is a variant of bond directed percolation (DP) in which bonds connecting to ‘virgin’ sites (i.e., that have never been occupied) have a transmission probability,  $q$ , that may differ from the value,  $p$ , for bonds to ‘used’ sites. Used sites follow the usual DP rule. If site  $x$  has been occupied previously, then the probability that  $x$  is occupied at time  $t + 1$  is  $p$  if either  $x - 1$  or  $x + 1$  (but not both) is occupied at time  $t$ ,  $p(2 - p)$  if both sites are occupied at time  $t$  and zero if neither is occupied. For virgin sites the parameter  $p$  is replaced by  $q$ . The dynamics begins (as in all spreading experiments) with activity restricted to a small region of the lattice. Grassberger *et al* found in simulations that in  $1 + 1$  dimension, the critical point remains at  $p_c = 0.644\,701$ , the standard bond DP value [7], independent of  $q$ . They concluded that for  $q < p_c$ , the survival probability  $S(t)$  decays faster than any power of  $t$ , at the critical point  $p = p_c$ .

In this work we study one-dimensional *compact* directed percolation (CDP) [8, 9], so called because gaps cannot arise within a string of occupied sites. Being exactly soluble, CDP provides a valuable test for ideas on scaling in absorbing-state phase transitions. For example, Ódor and Menyhárd recently found a continuously variable survival exponent for CDP confined to a fixed parabolic region [10].

The rules of standard CDP are same as for DP, described above, except that if both  $x - 1$  and  $x + 1$  are occupied at time  $t$ , then  $x$  *must* be occupied at time  $t + 1$ . (Note that CDP possesses two absorbing states: all vacant and all occupied.) If the process starts with only a single occupied site, the state at any later time is specified by the positions of a pair of random walkers,  $w_1$  and  $w_2$ , which mark the extent of the occupied region. (Specifically, the occupied sites are  $w_1 + 1, w_1 + 2, \dots, w_2$ .) If we take the origin as the position of the original ‘seed’ particle, then  $w_1 = 0$  and  $w_2 = 1$  at  $t = 0$ . The stochastic evolution of  $w_2$  is given by

$$w_2(t + 1) = \begin{cases} w_2(t) + 1 & \text{w.p. } p \\ w_2(t) - 1 & \text{w.p. } 1 - p \end{cases} \quad (1)$$

while for  $w_1$  the roles of  $p$  and  $1 - p$  are interchanged. Thus the length  $Y(t) = w_2(t) - w_1(t)$  of the occupied region itself executes a random walk with transition probabilities

$$Y(t + 1) = \begin{cases} Y(t) - 2 & \text{w.p. } (1 - p)^2 \\ Y(t) & \text{w.p. } 2p(1 - p) \\ Y(t) + 2 & \text{w.p. } p^2. \end{cases} \quad (2)$$

The state  $Y = 0$  (all sites vacant) is absorbing. In this work we focus on the case  $p = 1/2$  since for smaller (larger) values  $Y(t)$  is attracted to (driven away from) the origin.

Well known results on random walks [11] imply that for  $p = 1/2$ , the survival probability  $S(t) \sim t^{-1/2}$ , while the mean-square displacement, if the walker has not hit the origin up to time  $t$ , follows  $\langle Y^2(t) \rangle_s \sim t$ . (The average is over trials that survive until time  $t$  or longer.) The latter implies an active region (in surviving trials) of extent  $\sim t^{1/2}$ , so that the mean number of occupied sites, averaged over all trials, is  $n \sim t^0$ . In the usual notation of absorbing-state phase transitions [12, 13], these results imply the exponent values  $\delta = 1/2$ ,  $z = 1$  and  $\eta = 0$ . (The exponents are defined via the relations  $P \sim t^{-\delta}$ ,  $R^2 \sim t^z$  and  $n \sim t^\eta$ .) These values satisfy the expected hyperscaling relation for a compact growth process in  $d$  dimensions [14]:

$$\delta + \eta = \frac{dz}{2}. \quad (3)$$

Now we introduce a memory effect in CDP along the lines proposed in [6]. Suppose that, initially, sites other than the origin harbour static ‘antiparticles’ (or ‘mines’), independently with probability  $r$ . If site  $x$  has a mine, then the first particle to venture there is destroyed, and along with it the mine, so that in future, site  $x$  can be occupied as in normal CDP. In terms of the random walkers  $w_1$  and  $w_2$ , a mine is effectively a reflecting boundary: the first time  $w_1$  attempts to visit site  $x$  (mined), it is reflected back to  $x + 1$ , and at the same time the reflector moves to  $x - 1$ ; similarly,  $w_2$  will be reflected back to  $x - 1$  on its first visit to  $x$ , if it harbours a mine. For  $r > 0$  our model represents the spread of activity into a hostile environment, for example the advance of a bacterial colony in a medium, with a preliminary contact facilitating expansion into new regions, or, similarly, the spread of a political viewpoint in an initially sceptical population.

We recently studied a simplified version of this problem, involving a single random walker on the non-negative integers [15]. The walker is unbiased and starts at  $x = 1$ , with  $x = 0$  absorbing. The reflector is initially at  $x = 2$ . On each visit to a new site, the walker is reflected with probability  $r$ , and the reflector moves forward by one site. An asymptotic analysis of the probability generating function shows that the survival probability exponent varies continuously with  $r$ :  $\delta = (1 + r)/2$ . In this work we analyse the two-walker problem defined above, corresponding to a spreading CDP process.

The remainder of this paper is organized as follows. In the following section we show how CDP with reflectors can be represented (despite the long memory) as a discrete-time Markov process. We proceed to define an appropriate state space and the associated transition probabilities. In section 3 we analyse the results of numerical iteration of the probability evolution equations, yielding precision estimates of the critical exponent  $\delta$  and other asymptotic scaling properties. Section 4 presents a summary and discussion.

## 2. Model

To investigate the scaling properties of CDP with reflectors, it is convenient to enlarge the state space to include the positions of the reflectors; this renders the process Markovian. (The process  $(w_1(t), w_2(t))$  is evidently non-Markovian.) We consider CDP in one dimension, starting from a single active site. The evolution of the active region is represented by the motion of a pair of unbiased random walkers,  $w_1$  and  $w_2$ . Each time a walker tries to jump to a new site it pushes a reflector ( $R_1$  or  $R_2$ ) to the left or right, and in the process the walker is reflected back with probability  $r$ ; it remains at the new position with probability  $\bar{r} = 1 - r$ . The generic configuration is

$$R_1 \dots w_1 \dots w_2 \dots R_2.$$

Due to translation invariance, we require only three variables,  $x$ ,  $y$  and  $z$ , defined as follows:

$$x = w_1 - R_1 - 1 \quad y = R_2 - w_2 - 1 \quad z = R_2 - R_1 - 2.$$

Then the distance between the walkers (i.e., the number of occupied sites) is  $z - x - y$ ;  $x + y = z$  is the absorbing state. We start with the walkers a unit distance apart, and the reflectors one lattice spacing away from the walkers, so that, initially,  $z = 1$  and  $x = y = 0$ . At each time step the walkers jump to the left or right with equal probabilities.  $z$  is nondecreasing, with  $1 \leq z \leq 2t + 1$ , since the separation between reflectors can increase by at most two spacings at each step.

Let  $P(x, y, z; t)$  denote the probability of state  $(x, y, z)$  at time  $t$ . Transitions  $(x, y, z) \rightarrow (x', y', z')$  may be grouped into three classes. The simplest is for  $x$  and  $y$  both greater than zero. Then  $z$  cannot change, since the walkers do not encounter the reflectors, and we have

**Table 1.** Transition probabilities for  $y > x = 0$ .

$x'$	$y'$	$z'$	$W$
0	$y + 1$	$z + 1$	$\bar{r}/4$
1	$y + 1$	$z + 1$	$r/4$
0	$y - 1$	$z + 1$	$\bar{r}/4$
1	$y - 1$	$z + 1$	$r/4$
1	$y + 1$	$z$	$1/4$
1	$y - 1$	$z$	$1/4$

**Table 2.** Transition probabilities for  $y = x = 0$ .

$x'$	$y'$	$z'$	$W$
0	1	$z + 1$	$\bar{r}/4$
1	0	$z + 1$	$\bar{r}/4$
1	1	$z + 1$	$r/2$
0	0	$z + 2$	$\bar{r}^2/4$
0	1	$z + 2$	$r\bar{r}/4$
1	0	$z + 2$	$r\bar{r}/4$
1	1	$z + 2$	$r^2/4$
1	1	$z$	$1/4$

$(x, y, z) \rightarrow (x', y', z)$  with  $x' = x \pm 1$  and  $y' = y \pm 1$ ; each of these has a transition probability  $W = 1/4$ . Next consider  $y > x = 0$ . There are six possible transitions listed along with their probabilities in table 1. (The transition probabilities for  $x > y$  are obtained by noting that  $W$  is symmetric under the simultaneous interchange of  $x$  and  $y$  and  $x'$  and  $y'$ .)

Finally, for  $x = y = 0$ , there are eight possible transitions, as listed in table 2. (Note that there are two distinct routes to the state  $(1, 1, z + 1)$ : both walkers may jump to the left, with  $w_1$  reflected back, or both may jump to the right, with  $w_2$  being reflected; each of these events has a probability of  $r/4$ .) Any move yielding  $x' + y' \geq z'$  represents a transition into the absorbing state. Starting from  $P(x, y, z; 0) = \delta_{z,1}\delta_{x,0}\delta_{y,0}$ , we can iterate the above transition probabilities to find  $P(x, y, z; t)$ .

In the three-variable representation, the evolution is confined to an infinite wedge bounded by the planes  $x = 0$ ,  $y = 0$  and  $x + y = z$ . The last plane is absorbing, while the first two allow upward transitions (from  $z$  to  $z + 1$  or  $z + 2$ ). Between vertical transitions, the process is confined to the triangle  $x \geq 0$ ,  $y \geq 0$ ,  $x + y \leq z$ ; away from the boundaries, the evolution is that of an unbiased lattice walk with steps between second-neighbour sites, on  $Z^2$ .

Suppose the process has just entered a given plane of constant  $z$  from below. Its continued survival is equivalent to the event that it touches either the  $x$  or the  $y$  axis, and makes a further vertical transition, *before* touching the line  $x + y = z$ . Thus the survival of the process is related to the *splitting probabilities* for exiting a two-dimensional triangular region via the different edges. (Note that the  $x$  and  $y$  axes are partly reflecting.)

The above transition probabilities define what we shall refer to as the 'two-step' model, in which both walkers jump at each time step, in correspondence with the original CDP problem. One may define a simpler 'one-step' model, in which only one of the walkers (chosen at random, with equal likelihood) jumps at each step. Since the set of transitions is somewhat reduced (there are no transitions from  $z$  to  $z + 2$ , for example), this version would appear to be more amenable to analysis. We expect the two versions to have identical asymptotic scaling properties.

**Table 3.** One-step model: transition probabilities for  $y > x = 0$ .

$x'$	$y'$	$z'$	$W$
0	$y$	$z + 1$	$\bar{r}/4$
1	$y$	$z + 1$	$r/4$
1	$y$	$z$	$1/4$
0	$y + 1$	$z$	$1/4$
0	$y - 1$	$z$	$1/4$

**Table 4.** One-step model: transition probabilities for  $x = y = 0$ .

$x'$	$y'$	$z'$	$W$
0	0	$z + 1$	$\bar{r}/2$
1	0	$z + 1$	$r/4$
1	0	$z$	$1/4$
0	1	$z + 1$	$r/4$
0	1	$z$	$1/4$

The transition probabilities for the one-step process are as follows. If  $x$  and  $y$  are both greater than zero, there are four possible transitions,  $(x, y, z) \rightarrow (x \pm 1, y, z)$  and  $(x, y, z) \rightarrow (x, y \pm 1, z)$ , each with probability  $W = 1/4$ . For  $y > x = 0$ , the five possible transitions are listed in table 3.

Finally the transitions for the case  $x = y = 0$  for the one-step model are given in table 4. The evolution of the one-step process is again confined to the wedge described above and (in each plane) to the same triangular region as the two-step process. The principal differences are that, away from the boundaries, the process corresponds to a simple random walk with jumps between *nearest* neighbours and that all vertical transitions are from  $z$  to  $z + 1$ .

The probability distribution evolves via

$$P(x, y, z; t + 1) = \sum_{x', y', z'} W(x, y, z | x', y', z') P(x', y', z'; t).$$

Results from iteration of this equation are discussed in section 3.

### 2.1. Computational scheme

Given the symmetry of the transition probabilities under exchange of  $x$  and  $y$  (and, simultaneously, of  $x'$  and  $y'$ ), it follows that if we start from a symmetric distribution,  $P(x, y, z) = P(y, x, z)$ , as is the case here, then this property will be maintained throughout the evolution. This allows us to reduce the number of states by roughly half: we need only study  $x \leq y$ . The presence of the absorbing state implies that  $y \leq z - 1$  and, therefore,  $0 \leq x \leq \min[y, z - y - 1]$ .

Since states with  $x > y$  are not considered explicitly, we must modify the iteration of the evolution equation as follows:

- (1) The contribution to  $P(y', y', z'; t + 1)$  due to a transition  $(x, y, z) \rightarrow (y', y', z)$  with  $x < y$  should be *doubled* to take into account the corresponding contribution due to  $(y, x, z) \rightarrow (y', y', z)$ , which is not represented explicitly in the dynamics. Similarly, a transition from  $(x, y, z)$  to the absorbing state should have its weight doubled if  $x < y$ .

**Table 5.** Transition weights.

From	Weight
$x = y$ to	
$x' = y'$	1
$x' < y'$	1
$x' > y'$	0
Absorbing	1
$x < y$ to	
$x' = y'$	2
$x' < y'$	1
$x' > y'$	1 for $(y', x')$
Absorbing	2

- (2) In a transition  $(x, y, z) \rightarrow (x', y', z')$ , with  $x < y$  and  $x' > y'$ , the contribution should instead be added to  $P(y', x', z'; t + 1)$  to include the mirror process, which again is not represented explicitly.

These rules are summarized in table 5, which gives the weights associated with each transition, given that states with  $x > y$  are not represented explicitly.

The zero entry for  $x = y \rightarrow x' > y'$  means that such transitions are ignored.

### 3. Results

We have iterated the discrete-time evolution equation derived above numerically. To iterate the two-step process for  $t_m = 2000$ – $5000$  time steps, one requires values of  $z$  of up to 200–320 and of  $x$  and  $y$  up to 110–230, depending on  $r$ . (The larger  $r$  is, the less rapidly the process spreads and the smaller the arrays need be. The required size scales, naturally, as  $\sqrt{t_m}$ . For  $t_m = 2000$  the iteration requires about 20 min to 1 h of cpu time on an alpha workstation.) For the one-step process we use an upper limit of 250 for all three variables, which proves more than sufficient for  $t_m = 2000$ . The CDP plus reflectors problem is, of course, easily studied via Monte Carlo simulation. But we have found that numerical iteration furnishes an order of magnitude higher precision than direct simulation, for the same expenditure of cpu time.

For each  $r$  we calculate the survival probability  $S(t)$ , the first and second moments,  $\langle Y \rangle_t$  and  $\langle Y^2 \rangle_t$ , of the extent of the active region (i.e., the distance between the walkers,  $z - x - y$ ) and the probability distribution  $P(Y)$  at  $t_m$ . (The distribution and moments of  $Y$  are taken over the surviving sample at time  $t$ . With the array sizes mentioned above, we determine the quantities of interest to a precision of better than one part in  $10^6$ .)

$S(t)$  and the moments of  $Y$  are found to follow power laws,

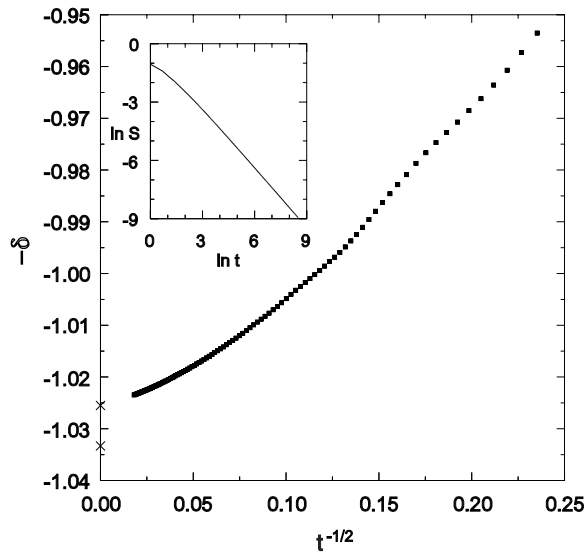
$$S(t) \sim t^{-\delta} \quad (4)$$

$$\langle Y \rangle_t \sim t^{\eta_s} \quad (5)$$

$$\langle Y^2 \rangle_t \sim t^{2\eta_s}. \quad (6)$$

(Here the subscript ‘s’ denotes surviving sample; the exponent  $\eta = \eta_s - \delta$ .)

Precise estimates of the exponents are obtained by studying local slopes, for example  $\delta(t) \equiv d \ln P / d \ln t$ , and similarly for the other exponents. Based on experience with the random walk with movable partial reflectors [15], we expect a generic correction to the scaling



**Figure 1.** Inset: survival probability  $S(t)$  for the two-step process,  $r = 0.8$ . Main graph: local slope  $\delta(t)$  versus  $t^{-1/2}$  for the same system. ‘x’ on y-axis: (upper) extrapolated value ( $\delta = 1.0256$ ) and (lower)  $\delta = 1.0333$  predicted by equation (7).

exponent of  $1/2$ ; we therefore plot the local slopes versus  $t^{-1/2}$ . Such plots (see figure 1) are roughly linear, but show a certain degree of curvature, indicating (as is to be expected) that corrections of order  $t^{-1}$  are still significant. The local slope data are fitted nearly perfectly by a quadratic form in  $t^{-1/2}$ ; the intercept yields our estimate for the critical exponent. An exception is the case  $r = 1$ , for which the correction to scaling exponent appears to be 1. (This may be seen explicitly in the case of a single random walk with a partial movable reflector [15].) For  $r = 1$  we derive our estimate for  $\delta$  from an analysis of the local slope as a function of  $t^{-1}$ . The extrapolated values for  $\delta$  are very stable under changes in the interval used (e.g.,  $t^{-1/2} < 0.1$  or  $t^{-1/2} < 0.04$ ) and in  $t_m$  (2000 or 5000 time steps). We estimate the uncertainty of extrapolation as  $\leq 2 \times 10^{-4}$ . This is supported by our results for the one-step process: the estimates for  $\delta$  differ from those for the two-step model by at most 0.0005. (For  $r = 1$  for example, we find  $\delta = 0.1597$  compared with  $\delta = 0.1595$  in the two-step case.)

The analysis described above yields  $\eta_s = 1/2$  to within one part in 5000. Thus the only independent exponent is  $\delta$ . Our results for  $\delta(r)$  are given in table 4. As shown in figure 2,  $\delta$  appears to vary linearly with  $r$ . A simple linear expression

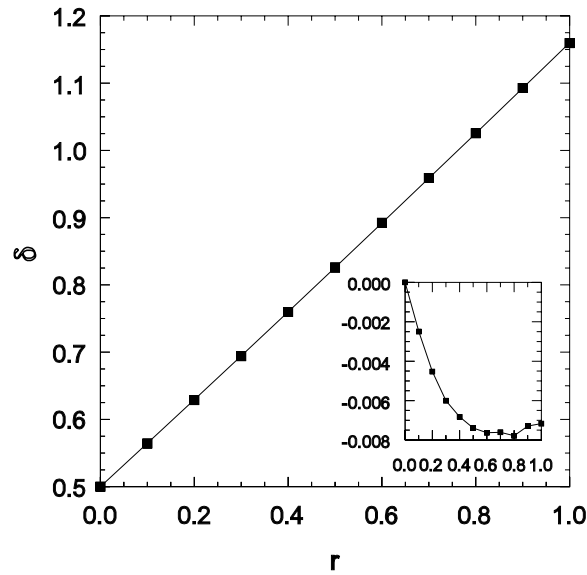
$$\delta = \frac{1}{2} + \frac{2r}{3} \quad (7)$$

reproduces the data to within six parts in 1000. The simplicity of this expression and its similarity to the single-walker result,  $\delta = 1/2 + r/2$ , lead us to adopt equation (7) as a conjectured exact formula. An analysis using least-squares fitting suggests, however, that  $\delta(r)$  is weakly nonlinear. We obtain an excellent fit to our data using an expression of the form

$$\delta = \frac{1}{2} + ar + br^2 \quad (8)$$

with  $a = 0.6434$  and  $b = 0.0167$ . The typical errors associated with a purely linear fit are of the order of  $2 \times 10^{-3}$ , about an order of magnitude higher than the uncertainty in  $\delta$ . (The typical error for the best quadratic fit is about  $4 \times 10^{-4}$ .) The nonlinear dependence of  $\delta$  on  $r$  therefore appears to be real, not just an effect of finite numerical precision. It is conceivable,





**Figure 2.** Survival exponent  $\delta(r)$  from iteration of probability distribution (points). The solid line is a quadratic least-squares best-fit to the data. Inset: best estimate for  $\delta$  less the value predicted by equation (7).

**Table 6.** Numerical results.

$r$	$\delta$	$A$	$m$
0	1/2	1.7724	1.2732
0.1	0.5642	1.6508	1.2679
0.2	0.6289	1.5494	1.2628
0.3	0.6940	1.4633	1.2580
0.4	0.7598	1.3892	1.2539
0.5	0.8259	1.3246	1.2502
0.6	0.8924	1.2678	1.2469
0.7	0.9591	1.2174	1.2439
0.8	1.0258	1.1722	1.2411
0.9	1.0927	1.1316	1.2386
1.0	1.1595	1.0947	1.2362

nevertheless, that corrections to scaling introduce systematic errors in the numerical analysis, giving rise to apparent nonlinearities. We defer the verification of equation (7), which would appear to require either an analytic solution or improved numerics, to future work.

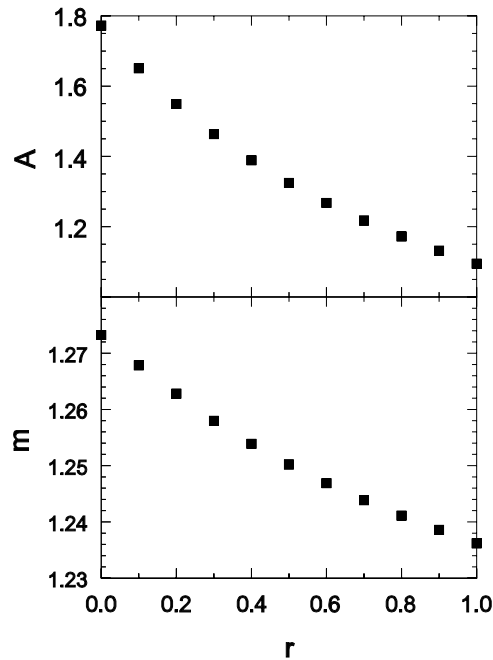
Table 6 also contains results for the amplitude  $A$  of the mean activity, defined via

$$\langle Y \rangle \simeq At^{1/2} \quad (9)$$

and for the asymptotic moment ratio

$$m = \lim_{t \rightarrow \infty} \frac{\langle Y^2 \rangle_t}{\langle Y \rangle_t^2}. \quad (10)$$

The amplitude decreases smoothly with  $r$  as shown in figure 3.  $m$  is a measure of the shape of the position distribution. For  $r = 0$  our numerical estimate is consistent with



**Figure 3.** Upper panel: amplitude  $A$  of the mean activity as a function of  $r$ . Lower panel: moment ratio  $m$  of the activity distribution.

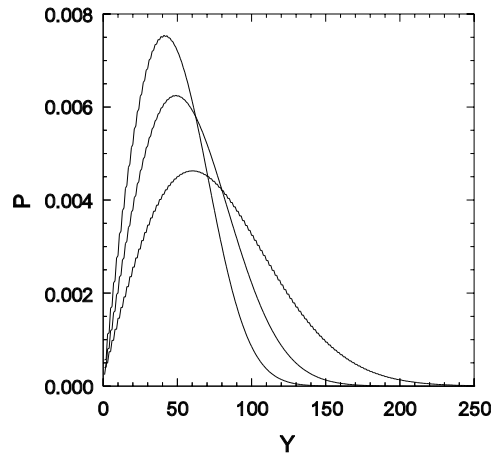
$4/\pi = 1.27324\dots$ , as expected for Brownian motion on the line with the origin reflecting, for which the asymptotic probability density is  $P_Y(x) = (x/\sigma^2) \exp[-x^2/2\sigma^2]$ , with  $\sigma^2 = t$ . The ratio decreases steadily with  $r$ , but not by very much (see figure 3), showing that the random walk result still serves as a reasonable approximation for  $r > 0$ . The moment ratio  $m$  takes the same values in both versions of the process, confirming that it is a universal quantity.

The effect of the reflectors is clearly evident in the distribution in the number of active sites,  $P(Y)$ . Figure 4 compares  $P(Y)$  for  $r = 0, 0.5$  and  $1$  (for  $t = 2000$  time steps, two-step process), showing that the distribution shifts to smaller  $Y$  values with increasing reflection probability  $r$ . (Note that for  $r = 0$ ,  $P(Y, t) = 0$  for  $Y + t$  odd. We have therefore multiplied the distribution for  $r = 0$  by one half to facilitate comparison with the other cases.) Despite the changes in form, the tail of the distribution remains Gaussian in all cases.

#### 4. Discussion

We have studied spreading in compact directed percolation on a one-dimensional lattice at its critical point, modified so that activation of virgin sites is less probable than reactivation of a previously active site. The problem is equivalent to a pair of random walkers subject to movable partial reflectors. Two variants are considered: the two-step process, in which both walkers move at each step, and a one-step process, in which at each step only one walker (selected at random) jumps. We study these processes via exact numerical iteration of the probability distribution for finite times ( $\leq 5000$  time steps).

We find that the survival probability critical exponent  $\delta$  varies continuously with  $r$ . Our results indicate a weak nonlinearity in the function  $\delta(r)$ , despite the fact that the data are rather well represented by a simple linear expression, equation (7). Since, in the case of a single



**Figure 4.** Probability distribution  $P(Y)$  of the activity in the two-step model (conditioned on survival) after 2000 time steps for (left to right)  $r = 1, 0.5$  and  $0$ .

random walker subject to a partial movable reflector [15], we found a strictly linear dependence of the survival probability exponent on  $r$ , this nonlinearity is somewhat surprising. On the other hand, the present problem is related to splitting probabilities on a two-dimensional domain (rather than on the line, as is the case for a single walker), allowing for a more complicated functional dependence.

Our finding of a continuously variable survival probability exponent is fully consistent with previous results for the single walker. One may, moreover, understand the fact that  $\delta$  increases more rapidly with  $r$  than for the single walker, since in CDP the spreading process feels the effects of *two* reflectors. In the absence of an exact analysis or rigorous argument, however, we have no qualitative understanding of the values for  $\delta(r)$  that we have found numerically. This question, and the verification of equation (7), remain as interesting challenges for future work.

### Acknowledgments

We are grateful to Deepak Dhar for stimulating discussions. This work was supported by CNPq, Brazil and the NSF, USA.

### References

- [1] Jensen I 1993 *Phys. Rev. Lett.* **70** 1465
- [2] Jensen I and Dickman R 1993 *Phys. Rev. E* **48** 1710
- [3] Bohr T, van Hecke M, Mikkelsen R and Ipsen M 2001 *Phys. Rev. Lett.* **86** 5482
- [4] Muñoz M A, Grinstein G, Dickman R and Livi R 1996 *Phys. Rev. Lett.* **76** 451
- [5] Muñoz M A, Grinstein G and Dickman R 1998 *J. Stat. Phys.* **91** 541
- [6] Grassberger P, Chaté H and Rousseau G 1997 *Phys. Rev. E* **55** 2488
- [7] Essam J W, Guttman A J and de'Bell K 1998 *J. Phys. A: Math. Gen.* **27** 3815
- [8] Domany E and Kinzel W 1984 *Phys. Rev. Lett.* **53** 447
- [9] Essam J W 1989 *J. Phys. A: Math. Gen.* **22** 4927
- [10] Ódor G and Menyhárd N 2000 *Phys. Rev. E* **61** 6404

- 
- [11] Barber M N and Ninham B W 1970 *Random and Restricted Walks* (New York: Gordon and Breach)
  - [12] Grassberger P and de la Torre A 1979 *Ann. Phys., NY* **122** 373
  - [13] Marro J and Dickman R 1999 *Nonequilibrium Phase Transitions in Lattice Models* (Cambridge: Cambridge University Press)
  - [14] Dickman R and Tretyakov A Yu 1995 *Phys. Rev. E* **52** 3218
  - [15] Dickman R and ben-Avraham D 2001 *Phys. Rev. E* **64** 020102(R)